

Evaluation of the use of the voluntary online sustainable development co-benefits tool

TABLE OF CONTENTS	Page
1. INTRODUCTION	2
1.1. Purpose of the SD tool	2
1.2. Expected impacts of the SD tool	2
1.3. Launch of the SD tool	2
2. RESULTS OF THE EVALUATION OF THE USE OF THE TOOL.....	3
2.1. Response to the tool	3
2.2. Feedback from stakeholders on the use of the tool.....	4
2.2.1. Data collection.....	4
2.2.2. Results	4
2.2.3. Evaluation of the results of the survey.....	5
2.3. Evaluating the use of tool in terms of the content of the description reports generated.....	7
3. CONCLUSION.....	7
APPENDIX 1. SURVEY QUESTIONS.....	8
APPENDIX 2. SUGGESTIONS PROVIDED BY SURVEY RESPONDENTS.....	11
APPENDIX 3. CONSOLIDATION OF THE REPORTS GENERATED BY THE USE OF THE SD TOOL.	13
APPENDIX 4. TABLE 1. CONSOLIDATION OF THE REPORTS GENERATED BY THE USE OF THE SD TOOL, HIGHLIGHTING THE SD CO-BENEFITS CLAIMED TO BE REALISED BY PROJECT ACTIVITIES AND PROGRAMME OF ACTIVITIES.....	14
APPENDIX 5. AGGREGATION OF THE REPORTS GENERATED BY THE USE OF THE SD TOOL.....	19



1. Introduction

1. The voluntary tool for describing sustainable development co-benefits of clean development mechanism (CDM) project activities (PAs) and programmes of activities (PoAs) (hereinafter referred to as the SD tool) was launched by the CDM Executive Board (Board) at its seventy-eighth meeting. The purpose of this note is to report to the Board on the evaluation of the use of the tool since its launch, including feedback from stakeholders and data collated from reports generated from the tool, so that this analysis can be included in the report of the Board to the Conference of the Parties serving as the meeting of the Parties (CMP) at its tenth session, as requested by the CMP at its ninth session.
2. The evaluation aims to assess whether the SD tool, through its use, meets its purpose and achieves its expected impacts.

1.1. Purpose of the SD tool

3. As agreed by the Board at its seventieth meeting, the purpose of the SD tool is to provide a means by which project participants (PPs) and coordinating/managing entities (CMEs) can readily highlight to all stakeholders, including the Board, sustainable development co-benefits of CDM PAs and PoAs in a way that:
 - (a) Improves the Board's ability to demonstrate that, as per Article 12 of the Kyoto Protocol, the CDM assists non-Annex I Parties in achieving sustainable development;
 - (b) Harmonizes and makes publicly available the information relating to sustainable development co-benefits in the context of the CDM;
 - (c) Maintains the Parties' prerogative to determine whether a CDM project activity or PoA assists in achieving sustainable development (or to define their criteria for sustainable development).

1.2. Expected impacts of the SD tool

4. At its seventieth meeting, the Board confirmed that "the SD tool does not impact on the Parties' prerogative to determine whether a CDM project activity or PoA assists in achieving sustainable development (or to define their criteria for sustainable development)".
5. The Board further agreed that the use of the SD tool was expected to have the following impacts:
 - (a) Improve the current approach available to project participants (PPs) and CMEs for describing sustainable development (SD) co-benefits of CDM PAs and PoAs within CDM project design documents (PDDs) or PoA design documents (PoA-DDs), based on sound qualitative and quantitative criteria for such descriptions;
 - (b) Deliver comparable and structured information about any SD co-benefits attributable to CDM PAs and PoAs, in a manner that is consistent across all types of CDM PAs and PoAs for use by all stakeholders in the CDM, including the Board;
 - (c) Provide a means to report on the aggregated performance of SD co-benefits for various types of CDM PAs and PoAs in various host countries over time for use by the Board and other stakeholders;
 - (d) Not increase the transaction costs of PPs.

1.3. Launch of the SD tool

6. The tool was launched on the UNFCCC CDM website on 1 April 2014 using a variety of communication channels including emails to PPs and CMEs, investors, designated national

authorities (DNAs), designated operational entities (DOEs), non-governmental organisations (NGOs), industry associations and Nairobi Framework Partners, and via social media and a press release.

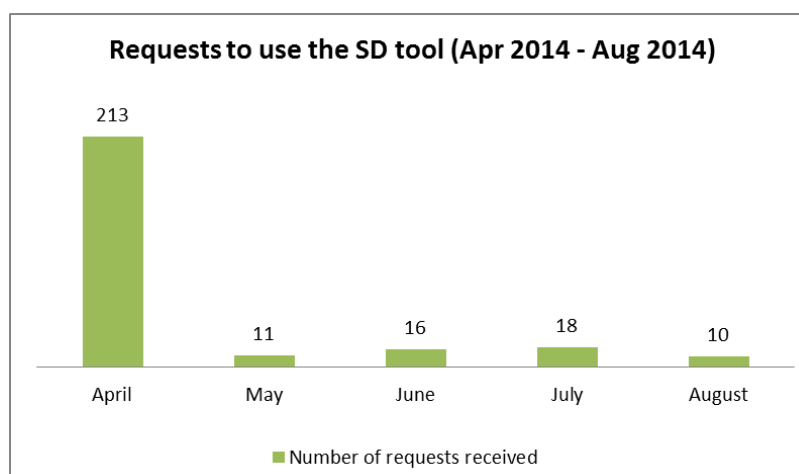
7. The SD tool is available both as an online and paper-based form. The completion and submission of the SD tool results in the generation of a description report which is published on the UNFCCC CDM website.¹

2. Results of the evaluation of the use of the tool

2.1. Response to the tool

8. During the first month after the launch of the SD tool, 213 requests for access were received by the secretariat. Thereafter, on average, the secretariat has received approximately 12 requests per month to access the SD tool.

Figure 1: Number of requests to access the SD tool received per month since 1 April 2014



9. From 1 April 2014 to 31 August 2014, the secretariat has received 268 requests from PPs or CMEs for access, of which:
- A total of 106 requests for access to the tool were granted – of which 11 were for projects at the pre-registration stage;
 - A total of 147 requests were not granted access to the tool due to invalid information, or insufficient information concerning the PA or PoA provided by the requester;
 - A total of 15 requests were found to be duplicate requests and were therefore not processed;
 - Of the 106 requests that resulted in access being granted to a PP/CME, seven SD co-benefits description reports were subsequently submitted and published on the UNFCCC CDM website (a total of 13 SD co-benefits description reports have been submitted and published, of which six were submitted in 2013 and two were generated via the paper-based version of the tool). Submissions have not been received from the remaining 99 PPs/CMEs;

¹ <<https://cdm.unfccc.int/SDTools/index.html>>

- (ii) Where a request did not result in access being granted, feedback was provided to the requester in order to enable them to take suitable action and resubmit where it was appropriate to do so.

2.2. Feedback from stakeholders on the use of the tool

2.2.1. Data collection

10. The feedback from stakeholders was obtained by means of a short exploratory survey. This data collection method was chosen due to the time available and for reasons of efficiency. The questions were primarily designed to evaluate stakeholders' awareness of the availability of the tool, to test their perception of whether the tool meets its objectives, and to assess their intentions regarding current or future use. The design of the survey questions recognized that PPs are the primary users of the tool itself, whilst other stakeholders such as DNAs and investors are potential users of the sustainable development co-benefits description reports generated by the tool. A list of the questions from the survey can be found in appendix 1.
11. On 18 July 2014, the survey was sent to 4,626 stakeholders (4,363 PPs, 167 DNAs and 96 investors), whose contact details were available in the secretariat's information system. The deadline for response was 1 August 2014.

2.2.2. Results

12. A total of 137 responses were received (100 from PPs, 24 from DNAs and 13 from investors). The overall response rate achieved was 2.9 per cent, which was considered sufficient to evaluate the collected data further.
13. The answers to the key questions are displayed in Table 1 below. For each question, the results are expressed as a percentage of the respondents to that question.

Table 1. Responses from stakeholders to key survey questions

Responses to key questions	PPs	DNAs	Investors
Was aware of the existence of the tool	41% (*)	71%	46%
Agreed that the SD tool highlights sustainable development co-benefits from CDM PAs and PoAs in a structured, consistent and comparable manner	64% (*)	83%	62%
Have accessed/used the tool	9%	N/D (**)	N/D
Plans to use the tool in future	Yes: 39% No: 6.5% Unsure, need more information or consultation: 54.5% (*)	N/D	N/D
Agreed that the structure and criteria meet their needs	100%	N/D	N/D
Described expectations from publishing sustainable development benefits for their CDM PAs/PoAs	73% for promoting the project to investors (pre-registration) 93% for showcasing the co-benefits of the PA or PoA to increase the value of its CERs on the market	N/D	N/D
Plan to refer to the SD tool when approving CDM PA or PoA	N/D	92%	N/D

Responses to key questions	PPs	DNAs	Investors
Agreed that the sustainable development co-benefits of CDM PAs/PoAs are factored into investment decision-making	N/D	N/D	77%
Agreed that the reports generated by the tool help with investment decisions on CDM PAs or PoAs	N/D	N/D	69%
Total response received	100	24	13
Total number sampled	4363	167	96

(*) Given the number of responses to these questions, these percentages are considered to be statistically significant, i.e. representative of a trend for the whole population.

(**) N/D : Not determined

2.2.3. Evaluation of the results of the survey

2.2.3.1. Responses from project participants

14. The following trends can be derived from the answers provided by PPs:
- (a) Taking into account the short time frame since the launch of the SD tool, the awareness of the existence of the tool is better than anticipated, but there remains room for improvement;²
 - (b) The tool meets its purpose (see paragraph 3 above) of highlighting sustainable development co-benefits of CDM PAs and PoAs in a structured, consistent and comparable manner;³
 - (c) Communication and the provision of further and more targeted information to PPs could be a way to increase the number of SD reports submitted.⁴
15. In addition:
- (a) Although the number of respondents who used the tool is small, they confirmed that its structure is user-friendly and the criteria are suitable for their reporting needs;
 - (b) Two key motivators, as described by PPs in the evaluation process, in generating an SD co-benefit description report are: 1) the promotion of the project to investors, and 2) for showcasing the SD co-benefits of the project to increase the value of its certified emission reductions (CERs) on the market.

2.2.3.2. Responses from DNAs

16. The answers provided by DNAs indicate that:
- (a) The awareness of the existence of the SD tool appears to be high among DNAs, mainly due to the communications received via the DNA forums;⁵
 - (b) The SD tool appears to meet its purpose of highlighting SD co-benefits of CDM PAs and PoAs in a structured, consistent and comparable manner;⁶

² Only 41 per cent of respondent PPs were aware of the existence of the SD tool.

³ 64 per cent of respondent PPs agreed that the tool meets this objective.

⁴ 54.5 per cent of respondent PPs are still undecided whether they want to use the tool and need more information or consultation.

⁵ 71 per cent of respondent DNAs are aware of the tool. 61 per cent of respondents were made aware through the DNA Forum.

⁶ 83 per cent of respondent DNAs agree that the tool meets this objective.

- (c) The tool is considered by the respondent DNAs to be helpful in determining whether a CDM PA or PoA meets SD criteria⁷ and for monitoring the co-benefits;⁸
 - (d) Respondent DNAs intend to refer to the SD tool when approving a CDM PA or PoA.⁹
17. One DNA also stated that it will be reviewing its national sustainable development guideline to be in line with the SD tool to improve accessibility for small-scale project developers in rural areas.

2.2.3.3. Responses from investors

18. The answers provided by investors indicate that:
- (a) The awareness of the existence of the tool could be improved;¹⁰
 - (b) The SD tool appears to meet its purpose of highlighting SD co-benefits of CDM PAs and PoAs in a structured, consistent and comparable manner;¹¹
 - (c) For the responding investors, the SD co-benefits of CDM PAs/PoAs are factored into investment decision-making, and the reports generated by the SD tool are likely to help with investment decisions on CDM PAs or PoAs.

2.2.3.4. Conclusions from the survey

19. The results of the survey:
- (a) Confirm that the SD tool, launched only recently, is still a new approach to reporting SD co-benefits, and that the awareness of its availability could be improved among all categories of stakeholders;
 - (b) Indicate that further targeted information may need to be provided to PPs in order to increase their use of the tool;
 - (c) Indicate that respondents in all categories of stakeholders consider the SD tool, in its current form, to be appropriate for the intended purpose. In addition, users of the tool confirmed that its structure is user-friendly and the criteria suit their reporting needs. The consultation with stakeholders led by the Board during the development of the tool was useful;
 - (d) Indicate that the tool is considered helpful and that there is an intention to use it or refer to it more in the future;
 - (e) Underpin a need to regularly monitor the use of the tool over time – the next assessment taking place after sufficient time has elapsed and more reports have been submitted.
20. Stakeholders also provided suggestions for improvement of the tool (see appendix 2), which could be considered at a later stage, after the tool has been in use for a longer period of time.

⁷ 83 per cent of respondent DNAs agree that the tool helps Parties determine whether a CDM PA or PoA meets sustainable development criteria.

⁸ 78 per cent of respondent DNAs agree that the tool will help them monitor the sustainable development co-benefits of CDM PAs and PoAs.

⁹ 22 of the 24 responders (92 per cent) plan to encourage project developers to use the SD tool when submitting a CDM PA or PoA for DNA approval.

¹⁰ 46 per cent of respondent investors were aware of the existence of the SD tool.

¹¹ 62 per cent of respondent investors agree that this objective is met.

2.3. Evaluating the use of tool in terms of the content of the description reports generated

21. As at 11 August 2014, 13 SD description reports generated by the use of the tool were published on the UNFCCC website.¹² Tabulating the reports provides an overview of the SD co-benefits that have been identified from nine PAs and four PoAs (see appendix 3 and appendix 4).
22. All of the 13 published reports are related to projects which had already been registered before the report was submitted. For these projects, the SD tool was used as an alternative means to highlight SD co-benefits in CDM PAs and PoAs in addition to the information provided in PDDs and PoA-DDs. This use of the SD description report, in addition to the PDD or PoA-DD, involves an additional cost to the PPs. However, the true impact on PPs' costs can only be measured once sufficient SD description reports have been published also for projects at the pre-registration stage. Some requests have already been received for using the SD tool at the pre-registration stage.
23. The reported key benefits, as shown in appendices 3 and 4, indicate that each of these CDM activities has had, according to the submitter, a positive impact on the social, and/or environmental, and/or economic well-being of the immediate beneficiaries of the activity. Moreover, some of the activities also appear to provide opportunities for improving the empowerment of women and children and alleviation of poverty (United Nations Millennium Development Goals).
24. Of the 13 published reports, nine PPs indicated they were willing for a third party to verify the claims in their reports, with three expressing unwillingness and one PP providing no response.
25. The published reports show that, as originally intended, the current structure of the SD tool appears to be applicable both for PAs and PoAs, and for a variety of project activities. The structure also enables the information in the reports to be aggregated, which would provide, over time and when more reports are submitted, valuable information.

3. Conclusion

26. The SD tool was successfully launched in April 2014 and is available for stakeholders to use. A total of 13 SD description reports have been published as at 31 August 2014.
27. Feedback gathered from stakeholders indicates that the design of the SD tool is appropriate for its purpose, and that there is an intention to use it. Increasing awareness of the SD tool among all stakeholders would be a means to encourage its use.
28. The published SD description reports demonstrate: that the SD tool improves the accessibility of information regarding SD co-benefits of a CDM PA or PoA by allowing stakeholders to refer to a specific report instead of the PDD or PoA-DD; that it allows for the presentation of information in a comparable and structured way, consistent across all types of CDM PAs and PoAs; and that this information can be aggregated. The expected impacts from the use of the SD tool are now beginning to materialize.
29. In conclusion, the SD tool meets the objective of the CMP as a voluntary measure to highlight the co-benefits brought about by CDM PAs and PoAs, whilst also maintaining the prerogative of Parties to define their sustainable development criteria.

¹² <<https://cdm.unfccc.int/SDTools/index.html>>

Appendix 1. Survey questions

1.1. Survey for project participants

1. The survey is a branched survey (the next question depends on your previous choice).
2. Question 1. An objective of the SD-Tool is to highlight sustainable development co-benefits from CDM project activities and programme of activities (PoAs) in a structured, consistent and comparable manner. To what extent do you agree this objective has been met? (Strongly agree/Agree/Disagree/Strongly disagree/No opinion).
3. Question 2. What is your current usage of the SD-Tool? (Not using the SD-Tool because I was not aware of it / Aware of the SD-Tool but not using it / Requested access to the SD-Tool / Accessed / used the SD-Tool).
4. Question 3. (*For PPs which are aware but did not use the tool*) Please indicate the reason(s) why you have not used the SD-Tool. You may select several answers. Use the "Other" text box to indicate a reason that was not proposed.
 - (a) Do not see the benefits of the tool;
 - (b) Do not have time to complete the tool;
 - (c) Do not have (enough) information about the sustainable development benefits of our project(s);
 - (d) The information is already in the Project Design Document (or PoADD);
 - (e) Prefer using the available PDF form for submitting the report;
 - (f) Other (please specify).
5. Question 4. (*For PPs which are aware but did not use the tool*) Are you planning to use the SD-Tool in the future? (Yes / No / Not sure, need more information or consultation).
6. Question 5. (*For PPs who requested access or used the tool*) Please describe your expectations/objectives from publishing sustainable development benefits for your CDM projects / PoAs?
 - (a) Promoting the project to investors (pre-registration);
 - (b) Collecting data to support a request for an LoA from a DNA;
 - (c) Keeping the project running;
 - (d) Showcasing the co-benefits of the project to increase the value of its CERs on the market;
 - (e) Other.
7. Question 6. (*For PPs who requested access*) Please indicate your level of access to the SD-Tool (Requested access but did not receive login credentials/Received login credentials).

8. Question 7. (*For PPs who were not granted access*) Are you planning to request new login credentials to submit a sustainable development co-benefits report? (Yes / No / Not sure).
9. Question 8. (*For PPs who accessed the tool*) Please provide feed-back on the SD-Tool structure (Strongly agree/Agree/Disagree/Strongly disagree/No opinion).
 - (a) It is easier to gather data for the SD-Tool than to use the SD section in the Project Design Document;
 - (b) The online form makes it easier to report on sustainable development co-benefits than the paper-based form;
 - (c) The SD-Tool structure guided the collection of data;
 - (d) The criteria used in the SD-Tool suit our needs.
10. Question 9. (*For PPs who accessed the tool*) Please describe your experience using the SD-Tool (Strongly agree/Agree/Disagree/Strongly disagree/No opinion).
 - (a) The web interface was easy to access and navigate;
 - (b) It was easy to enter data in the sections of the SD-Tool;
 - (c) The web interface response time was good;
 - (d) The instructions in the SD-Tool are clear.
11. Question 10. (*For PPs who accessed the tool*). Please describe your experience with the process and the communication around the SD-Tool (Strongly agree/Agree/Disagree/Strongly disagree/No opinion).
 - (a) Communication and instructions from the secretariat regarding the SD-Tool were clear and helpful;
 - (b) Support provided by the secretariat helped me solve my issue(s) related to the SD-Tool;
 - (c) The process was comprehensible / streamlined.
12. Question 11. (*For PPs who accessed the tool*). Please share any suggestions you may have to improve the SD-Tool for your purposes. Include suggestion for criteria used, format, user-friendliness of the system, processes and communication, etc. (1,000 character limit).
13. Question 12. (*For PPs who accessed the tool*). Did you complete your SD-Tool submission? (Yes/No).
14. Question 13. (*For PPs with incomplete submissions*). What is your current status? (Submission is progressing smoothly / Submission is delayed, but we plan to continue / Submission is stopped).
15. Question 14. (*For PPs with incomplete submissions*) Please identify the key obstacle(s) to finalizing your submission.

1.2. Survey for DNAs

16. Question 1. Were you aware of the existence of the SD-Tool? (Yes/No).
17. Question 2. If yes, please indicate how you were made aware if the SD-Tool: (Executive Board meeting webcast or report / Project participant or CME / DNA Forum / Other (please specify)).
18. Question 3. Please indicate your view on the following statements (Strongly agree / Agree / Disagree / Strongly disagree / No opinion).
 - (a) The SD-Tool highlights sustainable development co-benefits from CDM project activities and PoAs in a structured, consistent and comparable manner;
 - (b) The SD-Tool helps Parties determine whether a CDM project activity or PoA is achieving sustainable development criteria;
 - (c) The report generated by the SD-Tool will help us monitor the sustainable development co-benefits of CDM project activities and PoAs.
19. Question 4. Are you planning to encourage project developers to use the SD-Tool when submitting a CDM project activity or PoA for DNA approval? (Yes/No).
20. Question 5. Please share any suggestions you may have to improve the SD-Tool for your purposes (1,000 character limit).

1.3. Survey for investors

21. Question 1. Are you aware of the existence of the SD-Tool? (Yes/No).
22. Question 2. As an investor, the sustainable development co-benefits of CDM project activities / programme of activities (PoAs) are: (A primary factor in the investment decision / A factor in the investment decision, though not primary / Not considered in the investment decision).
23. Question 3. An objective of the tool is to highlight sustainable development co-benefits from CDM project activities and PoAs in a structured, consistent and comparable manner. To what extent do you agree this objective has been met? (Strongly agree / Agree / Disagree / Strongly disagree / No opinion).
24. Question 4. Sustainable development co-benefit reports (generated by the SD-Tool) help us informing our investment decision on CDM project activities or PoAs? (Strongly agree / Agree / Disagree / Strongly disagree / No opinion).
25. Question 5. If you answered "Disagree" or "Strongly disagree" to Question 4, please indicate the reason(s). You might select several answers (Sustainable development co-benefits are not a relevant factor in the investment decision / Other factors take precedence in the decision to invest / The data is not verified by a third party / Other (please specify)).

Appendix 2. Suggestions provided by survey respondents

1. DNAs

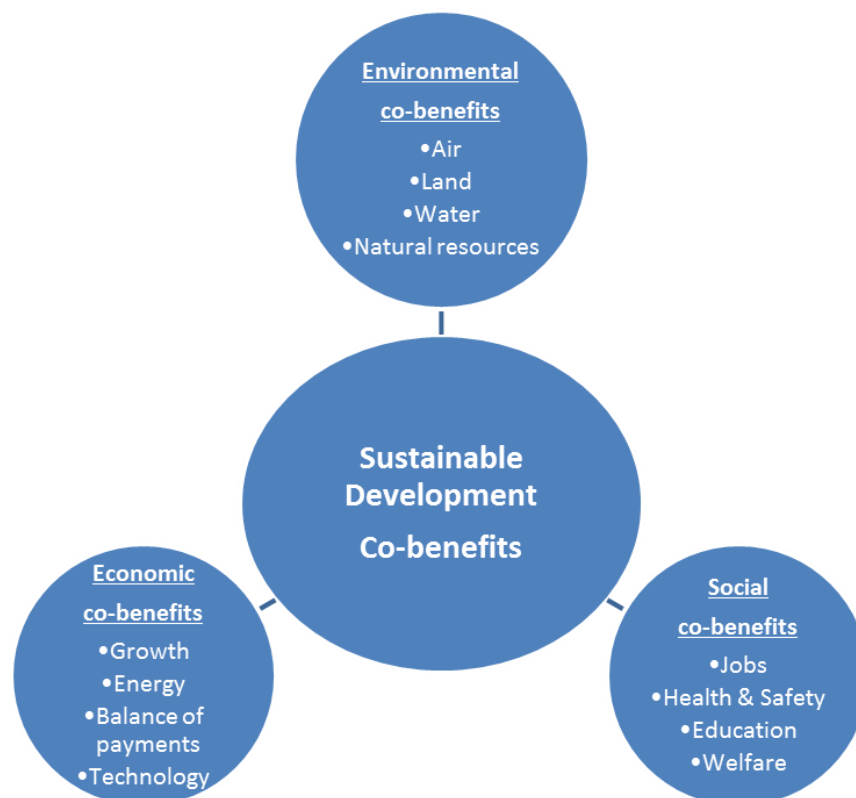
- (a) L'amélioration des outils du SD se fera par la collecte des informations dans tous les domaines intéressant le MDP et les projets MDP. Il en sera de même pour la implication et la participation des parties prenantes aux activités du MDP; [The improvement of the SD tool will be done through the gathering of information in all areas of the CDM and all projects in the CDM. It will be the same for the implication and participation of all stakeholders in the CDM.]
- (b) SD tools are a good tool in the hand of DNA. It may help also project designers to comply with requirements of EB in designing projects;
- (c) "We need to develop this tool and this model of survey is one way for it ;
- (d) Many partners in field are the first users of this tool and is it possible to dispatch this tool until them?"
- (e) "Given neither the CDM Executive Board nor the UNFCCC secretariat represent or endorse the accuracy or reliability of any advice, opinion, statement or other information provided in the Reports, there will inevitably be concerns regarding their credibility;
- (f) It is my understanding that the Executive Board would normally instruct the CDM Registry Administrator to issue a specified quantity of CERS based on the certification report completed by a Designated Operating Entity (DOE) in respect of any project following a period of monitoring and verification. As the DOEs are legal entities accredited by the UN, consideration should therefore be given to involving the relevant DOE who submits the Certification Report either in completing or verifying the comments."
- (g) The SD tool should be made voluntary and needs to be improved further in terms of user friendliness. Being an online tool, in places with poor or no internet connectivity, the SD tool cannot be used effectively;
- (h) The challenge with the use of the SD tool for Fiji is that some of our small scale project developers are in the rural areas so the accessibility to the SD tool can be a challenge. However, we will be reviewing our SD guideline to be in line with the SD tool so that it can be used in such cases;
- (i) The SD-Tool and its co-benefits needs to be reached out to all PP, CME, Parties and potential private sectors in timely fashion. There is also a need for official introduction of SD-Tool, its co-benefits and application in project activities and PoAs through targeted regional CDM workshops;
- (j) Use should be made mandatory ;
- (k) DNA need to have policies in place that will be country specific. In addition, capacity building and resource mobilisation to the DNAs will be crucial;
- (l) Monitoring aspect before issuing Letter of Approval, must be considered.

2. Investors :
 - (a) Include a no harm section;
 - (b) The difference between "partly, slightly, highly" can be described;
 - (c) "Quantification of the co-benefits would allow for comparison across projects which may influence the investment decision.
3. Projects using the tool should require some level of third party audit.

Appendix 3. Consolidation of the reports generated by the use of the SD tool.

The following figure shows a schematic view of the criteria in the SD tool, for a better understanding of the subsequent tables.

Figure 1. Schematic view of the sustainable development co-benefits indicators in the CDM SD tool



Appendix 4. Consolidation of the reports generated by the use of the SD Tool, highlighting the SD co-benefits claimed to be realised by project activities and programme of activities

UNFCCC Reference No.	Project activity (PA) or Prog. Of activities (PoA)	Host party	Title	Willing for Third Party Verifier to verify SD claims	Environmental co-benefits rated by PP as High	Social co-benefits rated by PP as High	Economic co-benefits rated by PP as High
2898	PoA	China	Sichuan Rural Poor-Household Biogas Development Programme	Yes	Reducing odors; irrigation.	New short term jobs; new sources of income generation; reducing health damaging indoor pollution; Improving sanitation and waste management, enhanced educational services; project-related knowledge dissemination.	Affordable and/or reliable energy.
3483	PA	Thailand	Bangkok Kamphaeng Saen West: Landfill Gas to Electricity Project	Yes		New long-term jobs, new sources of income generation, reducing accidents, job-related training.	New investments, new industrial/commercial activities, new infrastructure, access to energy, introducing/developing/diffusing local technology, knowhow activities for a technology, reduction of foreign dependency.
4127	PA	Argentina	Reforestation of grazing lands in Santo Domingo	Yes	Producing/using compost; Producing/using manure, mineral fertilizer or other soil nutrients; Preventing soil erosion; Minimum tillage;	New long-term jobs; New short-term jobs.	New business opportunities.

UNFCCC Reference No.	Project activity (PA) or Prog. Of activities (PoA)	Host party	Title	Willing for Third Party Verifier to verify SD claims	Environmental co-benefits rated by PP as High	Social co-benefits rated by PP as High	Economic co-benefits rated by PP as High
					Saving/conserving of water; Protecting/enhancing plant life; Protecting/enhancing species diversity; Protecting/enhancing forests.		
5393	PA	Chile	Catalytic N2O destruction project at the new nitric acid plant PANNA 4 of Enaex S.A.	No	Reducing NOx	Disease prevention; Job-related training.	New business opportunities ; Introducing/developing/diffusing imported Technology.
5632	PA	China	Huzhu Tu Autonomous County Solar Cooker Project	Yes	Reducing SOx; Reducing NOx; Reducing Fly ash; Reducing suspended particulate matter (SPM); Other air quality improvements.	New long-term jobs; New short-term jobs; New sources of income generation; Disease prevention; Reducing health damaging indoor air pollution; Other health and safety improvement; Job-related training; Project-related knowledge dissemination; Other educational benefits; Poverty alleviation (more people above poverty level); Optimized women's empowerment.	Improvement in supply of energy; Affordability and/or reliability of energy; Introducing/developing/diffusing imported technology.
5877	PA	China	Mengyin County Solar Cooker Project	Yes	Reducing SOx; Reducing NOx; Reducing Fly ash; Reducing suspended particulate matter	New long-term jobs; New short-term jobs; New sources of income generation; Disease prevention; Reducing	Improvement in supply of energy; Affordability and/or reliability of energy; Introducing/developing/diffusing imported

UNFCCC Reference No.	Project activity (PA) or Prog. Of activities (PoA)	Host party	Title	Willing for Third Party Verifier to verify SD claims	Environmental co-benefits rated by PP as High	Social co-benefits rated by PP as High	Economic co-benefits rated by PP as High
					(SPM); Other air quality improvements.	health damaging indoor air pollution; Other health and safety improvement; Job-related training; Project-related knowledge dissemination; Other educational benefits; Poverty alleviation (more people above poverty level); Optimized women's empowerment.	technology.
7359	PoA	Madagascar, Ethiopia, Kenya, Malawi, Mozambique, Nigeria, Uganda, Zambia, Chad, Dominican Republic, Cote d'Ivoire, Liberia, Rwanda, Sierra Leone, Namibia, Zimbabwe, Ghana, South Africa	PoA for the Reduction of emission from non-renewable fuel from cooking at household level	Yes	Reducing Fly ash; Reducing suspended particulate matter (SPM); Producing/using compost; Preventing soil erosion; Improving reliability/accessibility of water supply; Purification/cleaner water supply; Protecting/enhancing forests;	New long-term jobs; New short-term jobs; New sources of income generation; Disease prevention; Reducing health damaging indoor air pollution; Optimized women's empowerment	New investments; New business opportunities; Other economic benefits; Access to energy;
7997	PoA	India	Improved Cook stoves programme – India	Yes	Reducing Fly ash; Reducing suspended particulate matter (SPM); Reducing Dust; Protecting/enhancing forests.	Disease prevention; Reducing health damaging indoor air pollution; Project-related knowledge dissemination; Improving working conditions; Community or rural advancement; Optimized women's empowerment.	New investments; New infrastructure; Improvement in supply of energy; Access to energy; Introducing/developing/diffusing imported technology; Introducing/developing/diffusing local technology; Adaptation of new technologies to local circumstances; Knowhow

UNFCCC Reference No.	Project activity (PA) or Prog. Of activities (PoA)	Host party	Title	Willing for Third Party Verifier to verify SD claims	Environmental co-benefits rated by PP as High	Social co-benefits rated by PP as High	Economic co-benefits rated by PP as High
							activities for a technology; Other technological benefits.
8358	PA	China	Demonstration project for annual production 4, 000, 000 m3 biogas from organic waste in Anyang City	No	Reducing Odors; Other air quality improvements; Producing/using manure, mineral fertilizer or other soil nutrients; Improving management/control of wastewater; Saving/conserving of water.	New long-term jobs; New sources of income generation; Improving sanitation and waste management; Job-related training; Improving wealth distribution/generation of income and assets.	New investments; New industrial/commercial activities; Affordability and/or reliability of energy; Introducing/developing/diffusing local technology; Adaptation of new technologies to local circumstances.
9231	PA	China	Xiehe Suzhou Yongqiao Fuli Wind Farm Project	No response		New long-term jobs; New short-term jobs; Job-related training.	
9278	PA	China	Suzhou Xiaoxian Xiehe Guanshan Wind Farm Project	No		New long-term jobs; New short-term jobs; Job-related training.	
9303	PA	Guatemala	Zone 3 Landfill Gas Project	Yes		Reducing accidents; Project-related knowledge dissemination;	Introducing/developing/diffusing imported technology; Adaptation of new technologies to local circumstances;
9432	PoA	India	Water Purifiers Programme in India	Yes	Reducing Sox; Reducing NOx; Reducing Fly ash; Reducing suspended particulate matter (SPM); Reducing Dust; Purification/cleaner water supply; Protecting/enhancing	Disease prevention; Reducing health damaging indoor air pollution; Other health and safety improvement; Project-related knowledge dissemination; Improving working conditions; Community or rural	New investments; New infrastructure; Improvement in supply of energy; Access to energy; Introducing/developing/diffusing imported technology; Introducing/developing/diffusing local technology; Adaptation of new technologies to local

UNFCCC Reference No.	Project activity (PA) or Prog. Of activities (PoA)	Host party	Title	Willing for Third Party Verifier to verify SD claims	Environmental co-benefits rated by PP as High	Social co-benefits rated by PP as High	Economic co-benefits rated by PP as High
					forests;	advancement;	circumstances; Knowhow activities for a technology

Appendix 5. Aggregation of the reports generated by the use of the SD tool

The following tables display, for each indicator in the CDM SD tool, the number of projects which reported on this indicator, and the level of benefits reported (partially, slightly, highly).

Table 1. Aggregated data from 13 CDM sustainable development description reports – environmental co-benefits

		Counts per co-benefit				
Environmental co-benefits		partially	slightly	highly	N/A	Sum
Air	Reducing SOx	1	3	3	4	11
	Reducing NOx	1	3	4	3	11
	Reducing Fly ash	-	3	5	3	11
	Reducing suspended particulate matter (SPM)	1	3	4	3	11
	Reducing Non Methane Volatile Organic Compounds (NMVOCs)	-	6	-	5	11
	Reducing Noise Pollution	-	1	-	10	11
	Reducing Odors	3	-	2	6	11
	Reducing Dust	1	1	2	7	11
Other air quality improvements		-	-	3	4	7
Land	Preventing end of life products/equipment (solid waste)	1	1	-	9	11
	Producing/using compost	-	1	2	8	11
	Producing/using manure, mineral fertilizer, other soil nutrients	1	1	2	7	11
	Irrigation	-	-	1	10	11
	Preventing soil erosion	1	1	2	7	11
	Minimum tillage	-	2	1	4	7
	Other means to improve land quality		-	-	-	7
Water	Improving management /control	-	-	1	10	11
	Saving/conserving water	-	-	2	9	11
	Improving reliability/accessibility of water supply	1	-	1	9	11
	Purification/cleaner water supply	1	-	2	8	11
	Improving ecological state of water bodies	1	-	-	10	11
	Other means to improve water		-	-	-	7
Natural Resou	Protecting mineral resources	-	-	-	11	11
	Protecting/enhancing plant life	-	1	1	9	11
	Protecting/enhancing species diversity	-	1	1	9	11
	Protecting/enhancing forests	-	-	4	7	11
	Protecting/enhancing other depletable natural resources	-	-	-	11	11
Total		13	28	43	197	281

Table 2. Aggregated data from 13 CDM sustainable development description reports – social co-benefits

		Counts per co-benefit				
Social co-benefits		partially	slightly	highly	N/A	Sum
Jobs	New long-term jobs	1	2	8	2	13
	New short-term jobs	3	1	7	2	13
	New sources of income generation	5	-	6	2	13
	Other employment opportunities	-	1	-	12	13
Health & Safety	Disease prevention	1	2	6	4	13
	Reducing accidents	2	2	2	7	13
	Reducing crime	1	1	-	11	13
	Preserving food	1	1	-	11	13
	Reducing health damaging indoor air pollution	2	-	6	5	13
	Enhancing health services	1	-	-	12	13
	Improving sanitation and waste management	-	2	2	9	13
	Other health and safety improvement	-	-	3	10	13
Education	Job-related training	-	2	7	4	13
	Enhanced educational services	2	1	1	9	13
	Project-related knowledge dissemination	3	1	6	3	13
	Other educational benefits	-	-	2	11	13
Welfare	Improving working conditions	2	4	2	5	13
	Community or rural advancement	1	3	2	7	13
	Poverty alleviation (more people above poverty level)	3	2	2	6	13
	Improving wealth distribution/generation of income and assets	-	1	1	11	13
	Increased municipal revenues	2	3	-	8	13
	Optimized women's empowerment	1	1	4	7	13
	Reduced traffic congestion	-	-	1	6	7
	Other welfare benefits	1	-	1	11	13
Grand total		32	30	69	175	306

Table 3. Aggregated data from 13 CDM sustainable development description reports – economic co-benefits

		Counts per co-benefit					
Economic co-benefit		partially	slightly	highly	N/A	sum total	
Growth	New investments	1	1	5	4	11	
	New industrial/commercial activities	2	3	2	4	11	
	New infrastructure	-	1	3	7	11	
	Enhancement of productivity	2	1	-	8	11	
	Reduction of production costs (services)	-	-	-	11	11	
	New business opportunities	2	2	2	5	11	
	Other economic benefits	1	-	1	9	11	
Energy	Improvement in supply of energy	1	2	4	4	11	
	Access to energy	-	1	4	6	11	
	Affordability and/or reliability of energy	1	2	4	4	11	
	Other energy improvements	-	-	-	11	11	
Technology	Introducing/developing/diffusing imported technology	2	-	6	3	11	
	Introducing/developing/diffusing local technology	1	1	5	4	11	
	Adaptation of new technologies to local circumstances	2	-	5	4	11	
	Knowhow activities for a technology	-	1	4	6	11	
	Other technological benefits	-	1	2	8	11	
Balance of payments	Reduction of foreign dependency	1	-	2	8	11	
	Other macro-economic benefits	-	1	1	9	11	
Grand total		16	17	50	115	198	

The following figures display the information above in a graphical way. It shows, for each group of indicators in the CDM SD tool, the number of projects which reported on this group of indicators, and the level of benefits reported (partially, slightly, highly).

Figure 2. Extent of reported environmental co-benefits, aggregated across 13 submitted SD description reports

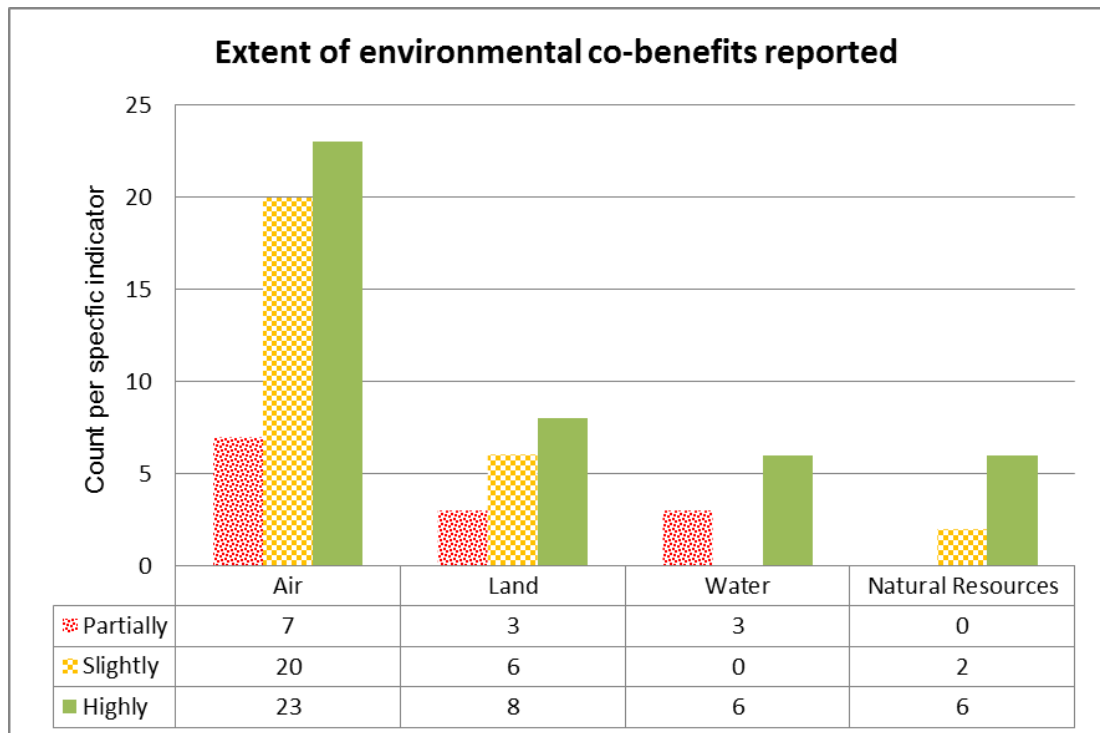


Figure 3. Extent of reported social co-benefits, aggregated across 13 submitted SD description reports

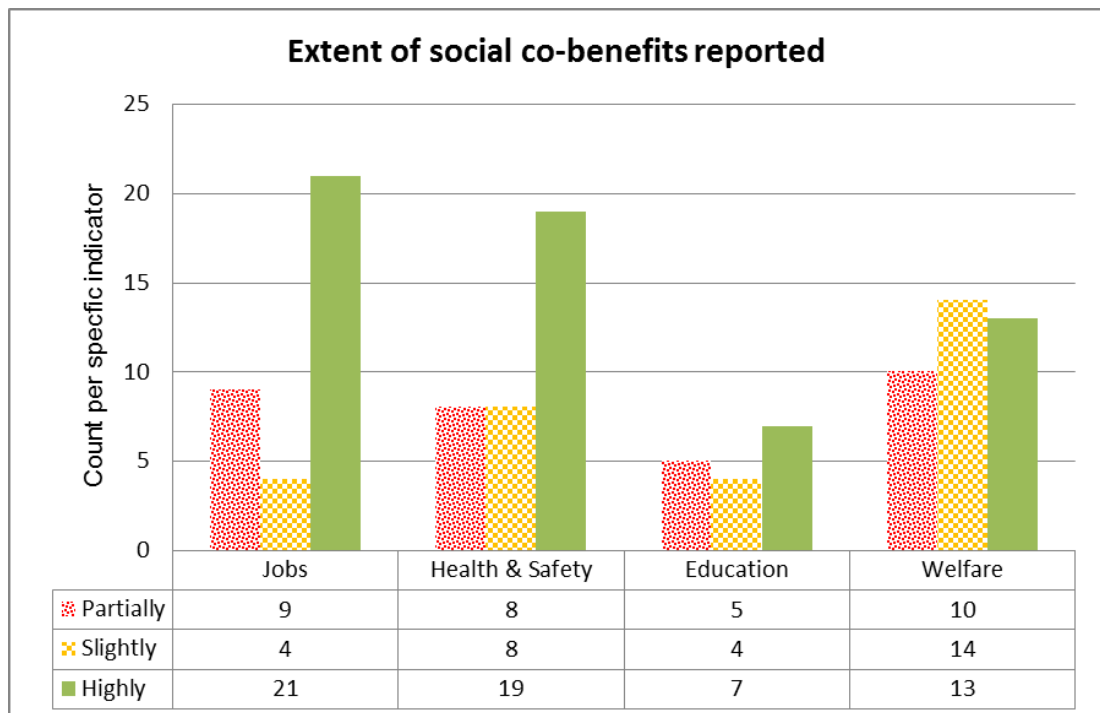


Figure 4. Extent of reported economic co-benefits, aggregated across 13 submitted SD description reports

