


WINDFARM DIVISION - JAISALMER

A DIVISION OF KALANI INDUSTRIES LIMITED
11, TUKOGANJ MAIN ROAD INDORE (M.P.)

BALANCE SHEET AS ON 31ST MARCH, 2003

PARTICULARS	SCH	CURRENT YEAR 31.03.2003 AMOUNT (IN RS.)	PREVIOUS YEAR 31.03.2002 AMOUNT (IN RS.)
SOURCES OF FUNDS			
OWN FUNDS			
Head Office		45,714,192	33,147,269
Profit for the year		(11,164,679)	622,829
		34,549,513	33,770,098
LOAN FUNDS			
Secured Loan From IREDA		110,460,674	106,718,073
Security Deposit		3,673,484	6,600,000
		114,134,158	113,318,073
TOTAL		148,683,671	147,088,171
APPLICATION OF FUNDS			
FIXED ASSETS			
Gross Block	A	160,192,398	160,192,398
Less- Depreciation		31,612,651	15,331,094
Net Block		128,579,747	144,861,304
CURRENT ASSETS, LOANS & ADVANCES			
Sundry Debtors	B	2,269,373	2,926,516
Loans & Advances	C	8,643,747	3,297,574
Cash & Bank Balances	D	9,456,385	9,459,799
		20,369,505	15,683,889
CURRENT LIABILITIES & PROVISIONS			
Current Liabilities	E	265,581	13,457,022
		265,581	13,457,022
TOTAL		148,683,671	147,088,171



For H.N. Jhavar & Co. Kalani Industries Limited,
Chartered Accountants


(Signature)
(S.S. Pandya)
Partner

(Signature)
Managing Director

WINDFARM DIVISION - JAISALMER

A DIVISION OF KALANI INDUSTRIES LIMITED
11, TUKOGANJ MAIN ROAD INDORE (M.P.)
PROFIT & LOSS ACCOUNT FOR THE YEAR ENDED 31ST MARCH, 2003

PARTICULARS	SCH	CURRENT YEAR 31.03.2003 AMOUNT (IN RS.)	PREVIOUS YEAR 31.03.2002 AMOUNT (IN RS.)
INCOME			
Sale of Power		20,764,829	25,597,711
Interest Received		897,750	850,403
TOTAL		21,662,579	26,448,114
EXPENDITURE			
Manufacturing Expenses	F	222,406	224,085
Admn., Selling & General Exp.	G	4,377,247	1,281,814
Financial Charges	H	11,946,048	9,355,327
Depreciation		16,281,557	14,964,059
TOTAL		32,827,258	25,825,285
Profit for the year		(11,164,679)	622,829



For H.N. Jhavar & Co.
Chartered Accountants

(Signature)
-(S.S. Pandya)
Partner


For Kalani Industries Limited,
(Signature)
Managing Director

WINDFARM DIVISION - JAISALMER

A DIVISION OF KALANI INDUSTRIES LIMITED
11, TUKOGANJ MAIN ROAD INDORE (M.P.)

Schedule Forming part of Balance Sheet & Profit & Loss Account for the year ended 31st March, 2003

PARTICULARS	CURRENT YEAR 31.03.2003 AMOUNT (IN RS.)	PREVIOUS YEAR 31.03.2002 AMOUNT (IN RS.)
<u>SCHEDULE - B</u>		
SUNDRY DEBTORS (Unsecured, Considered Good)		
Due over six months	0	0
Due within six months	2,269,373	2,926,516
	2,269,373	2,926,516
<u>SCHEDULE - C</u>		
LOANS & ADVANCES (Unsecured considered good)		
Advances recoverable in cash or in kind or for value to be received		
Sundry & Trade Deposit	8,640,747	3,294,574
	3,000	3,000
	8,643,747	3,297,574
<u>SCHEDULE - D</u>		
CASH & BANK BALANCES		
In Bank Current Accounts	6,385	9,799
In Fixed deposit Account	9,450,000	9,450,000
	9,456,385	9,459,799
<u>SCHEDULE - E</u>		
CURRENT LIABILITIES		
Sundry Creditors (Trade)	265,581	13,457,022
	265,581	13,457,022
<u>SCHEDULE - F</u>		
MANUFACTURING EXPENSES		
Insurance	222,406	224,085
	222,406	224,085
<u>SCHEDULE - G</u>		
ADMN., SELLING & GENERAL EXP.		
Selling & Distribution Expenses	98,779	427,544
Misc. Expenses	4,278,468	854,270
	4,377,247	1,281,814
<u>SCHEDULE - H</u>		
FINANCIAL CHARGES		
Interest to Financial Institution	11,841,642	9,272,776
Bank Charges	104,406	82,551
	11,946,048	9,355,327



WIND FARM DIVISION - JAISALMER
A DIVISION OF KALANI INDUSTRIES LTD.
Schedule A of Fixed Assets
Annexed to and forming part of Balance Sheet as at 31st March 2003

PARTICULARS	GROSS BLOCK				DEPRECIATION				NET BLOCK	
	BALANCE	ADDITIONS	DEDUCTIONS	TOTAL	BALANCE	PROVIDED	WRITE-BACK	TOTAL	BALANCE	BALANCE
	01.04.2002			31.03.2003	1.4.2002	FOR THE YR		31.3.2003	31.3.2003	31.3.2002
Land (Lease Hold)	2,521,331	0	0	2,521,331	0	0	0	0	2,521,331	2,521,331
Buildings	299,679	0	0	299,679	5,293	10,000	0	15,302	264,377	294,388
Furniture & Fixtures	16,304	0	0	16,304	775	1,032	0	1,807	14,497	15,529
Wind Electric Generator	152,780,430	0	0	152,780,430	14,846,263	15,797,497	0	30,643,760	122,136,670	137,934,167
Transformers & Overhead line	4,322,990	0	0	4,322,990	457,044	446,967	0	904,041	3,418,949	3,865,946
Energy Meter	251,664	0	0	251,664	21,719	26,022	0	47,741	203,923	229,945
TOTAL	160,192,398	0	0	160,192,398	16,331,084	16,281,657	0	31,612,651	128,579,747	144,881,304

