CLEAN DEVELOPMENT MECHANISM

CDM-EB66-A23-GUID

Guideline

General guidelines for SSC CDM methodologies

Version 21.0

United Nations
Framework Convention on
Climate Change

TABLE OF CONTENTS **Page**

1. INTRODUCTION 3

1.1. Background 3

1.2. Objectives 3

2. SCOPE, APPLICABILITY, AND ENTRY INTO FORCE 3

2.1. Scope 3

2.2. Applicability 3

2.3. Entry into force 3

3. DEFINITIONS 4

4. GUIDELINES 4

4.1. References 4

4.2. Project activity eligibility 4

4.3. Bundling of project activities 4

4.4. Debundling for project activity and PoA 4

4.5. Application of selected baseline and monitoring methodology 5

4.6. Application of multiple methodologies for programmes of activities 5

4.7. Data and parameters 6

4.8. Validity of monitoring surveys of distributed units 7

4.8.1. Applicability 7

4.8.2. Simplified requirement on monitoring of distributed units 7

4.9. Project activity and programme of activities that displace energy supplied by external sources 10

4.10. Biomass project 10

4.11. Procedure to determine baseline scenario for Type II and III Greenfield projects 10

4.12. Retrofit 11

4.13. Capacity addition 12

4.14. Natural gas projects 12

4.15. Leakage due to transfer of equipment 12

4.16. Eligibility criteria for development of PoAs involving distributed units 12

1. Introduction

1.1. Background

1. The Executive Board (hereinafter referred to as the Board) of the clean development mechanism (CDM) adopted, at its sixty-fifth meeting, the "Clean development mechanism project standard" (hereinafter referred to as the project standard) along with other regulatory documents as deliverables of objective 3(b): "Clarification, consolidation and enhancement of the consistencies of all the existing regulatory decisions of the board that relate to validation and verification of project activities" of the "CDM management plan 2011".

2. The project standard contains requirements for project participants to comply with in designing as well as in implementing any type of CDM project activities and programme of activities (PoAs) and monitoring greenhouse gas (GHG) emission reductions by sources or GHG removals by sink. In particular, the project standard includes specific design requirements for proposed small-scale CDM project activities and PoAs.

1.2. Objectives

3. This document provides general guideline [1] for application to small-scale CDM methodologies to the design of proposed small-scale CDM project activities and PoAs.

2. Scope, applicability, and entry into force

2.1. Scope

4. These guidelines are applicable for the project activities and PoAs using small-scale methodologies.

2.2. Applicability

5. This document is applicable to project participants and coordinating/managing entities who apply small-scale CDM methodologies to proposed small-scale CDM project activities and PoAs. This document is, however, not applicable to project participants and coordinating/managing entities using large-scale methodologies for project activities and PoAs that are within the small-scale project activity thresholds.

6. The requirements and procedures specified in the small-scale CDM methodologies have precedence over the provisions specified here.

2.3. Entry into force

7. The date of entry into force is the date of the publication of the EB 81 meeting report on 28 November 2014.

[1] See "CDM Executive Board decision framework", available at: <http://cdm.unfccc.int/Reference/Notes/index.html#gov> for the definition of guidelines.

3. Definitions

8. The definitions contained in the Glossary of CDM terms shall apply.

9. In addition, the following terms are used in this document:

   (a) **Should** - is used to indicate that among several possibilities, one course of action is recommended as particularly suitable;

   (b) **May** - is used to indicate what is permitted.

4. Guidelines

4.1. References

10. When applying small-scale CDM methodologies, and in addition to applying the relevant provisions in the project standard, project participants and coordinating/managing entities should also consult the 'Rules and References' section of the UNFCCC CDM website <http://unfccc.int/>, which contains all regulatory documents of the CDM, such as standards (including methodologies and tools), procedures, guidelines, clarifications and the Glossary of CDM terms.

4.2. Project activity eligibility

11. For the following requirements, project participants and coordinating/managing entities shall refer to applicable provisions for project activity eligibility for small-scale project activities in the project standard:

   (a) Eligibility of project activities as small-scale CDM project activities;

   (b) Output capacity of renewable energy equipment.

4.3. Bundling of project activities

12. If project participants bring together more than one proposed small-scale CDM project activity as a bundle, project participants shall refer to the applicable provisions for bundling of project activities in the project standard.

4.4. Debundling for project activity and PoA

13. To demonstrate that a proposed small-scale CDM project activity (hereinafter referred to as a project activity) or proposed programme of activities (hereinafter referred to as a PoA) is not a debundled component of a large-scale project activity, project participants or coordinating/managing entities shall refer to the applicable provisions for debundling of project activities or debundling of small-scale component project activities in the project standard.

4.5. Application of selected baseline and monitoring methodology

4.5.1. General

14. For the following requirements, project participants and coordinating/managing entities shall refer to the applicable provisions for the application of selected baseline and monitoring methodology for small-scale project activities in the project standard:

    (a) Determination of equipment performance;

    (b) Cases where leakage is to be considered;

    (c) Lifetime of existing equipment;

    (d) Lifetime of household devices/appliances;

    (e) Use of norms, specifications, standards and test procedures cited in the SSC methodologies.

4.5.2. Establishment and description of the baseline scenario

15. For consideration of national policies and circumstances in baseline scenarios, project participants and coordinating/managing entities shall refer to the applicable provisions for the establishment and description of baseline scenario for all project types in the project standard.

4.5.3. Demonstration of additionality

16. For demonstrating additionality, project participants shall refer to the applicable provisions for the demonstration of additionality for small-scale project activities provided in the project standard. Coordinating/managing entities shall refer to those provisions for small-scale project activities and PoAs in the project standard.

4.5.4. Monitoring plan

17. For monitoring the emission reductions from project activities, project participants shall refer to the applicable provisions for monitoring plan for all project types and small-scale project activities. For PoAs, coordinating/managing entities shall refer to those provisions for all project types, small-scale project activities and PoAs in the project standard.

4.6. Application of multiple methodologies for programmes of activities

18. For the application of multiple methodologies to a PoA, coordinating/managing entities shall refer to the applicable provisions for application of multiple methodologies in the “Standard for demonstration of additionality, development of eligibility criteria and application of multiple methodologies for programme of activities”.

19. The following combinations of approved methodologies may be applied without further assessment of cross effects:

    (a) AMS-III.R. with AMS-I.C. (approved at EB 53);

    (b) Combination of any one of the Type-III methodologies where activities lead to methane generation (i.e. AMS-III.H., AMS-III.D., AMS-III.F. and AMS-III.G.), with

any one of the Type I methodologies that utilise the methane for generating renewable energy, (i.e. AMS-I.A., AMS-I.C., AMS-I.D. and AMS-I.F.) (approved at EB 56);

(c) AMS-III.D., AMS-I.C. and AMS-I.F. (approved at EB 61);

(d) AMS-I.C. and AMS-I.F. (approved at EB 61);

(e) AMS-III.AO. and AMS-I.E. (approved at EB 67);

(f) AMS-I.A., AMS-I.D. and AMS-I.F. (approved at EB 67);

(g) AMS-I.E. and AMS-II.G. (approved at EB 68).

4.7. Data and parameters

20. Unless otherwise specified in an applicable methodology or tool, IPCC default values shall be used only when country or project specific data are documented to be either (a) not available and/or (b) not reliable.

21. For the use of IPCC default values for emission coefficients, project participants and coordinating/managing entities shall refer to the applicable provision for data and parameters in the project standard.

22. When applying methodologies or tools that require determination of particular parameter(s)[2] for calculating baseline as well as project emissions, but do not prescribe procedure(s) to determine those parameters, the same data sources (e.g. IPCC values, national values) and calculation and/or measurement procedure(s) of parameter (e.g. calculation of annual average flow rate, hourly measurements) shall be applied for both baseline and project emissions calculations. For example, if a measured emission factor is used for calculating emissions in the baseline, a measured emission factor shall be used for calculating emissions in the project unless otherwise specified in the applied methodology or tool.

23. Values that are applied in the calculation of baseline emissions, project emissions and leakage emissions shall be documented and if more than one value is found to be appropriate, a conservative value among the appropriate values shall be used.[3] To support documentation that the appropriate, conservative value(s) have been utilized:

(a) The project participants shall transparently list and describe the sources of values considered (e.g. peer-reviewed literature, test results, official reports/statistics). Original sources should be referenced using a standard method of referencing rather than quoting a secondary publication that refers to the sources. When more than one source is used to aggregate the data to derive the value, the sources used should be clearly indicated. The project participants shall provide justification as to why the values selected, and their sources, are appropriate, applicable and conservative;

[2] Examples of such parameters are net calorific value, emission factor of a fossil fuel and energy consumption of a motor.

[3] This is to prevent deliberate selection of information sources that: (a) provide less conservative values of a specific parameter; or (b) do not provide sufficient information on the calculation and data used to derive the value of a specific parameter.

(b) The designated operational entities (DOE) shall determine whether the sources listed by the project participant are comprehensive and, based on their review and analysis as well as professional judgment, confirm whether the sources selected are appropriate and conservative based on the hierarchy of the documents, suitability of the data vintage, relevance of the source to the baseline and project scenario, and availability of relevant resources, among other criteria.

4.8. Validity of monitoring surveys of distributed units

4.8.1. Applicability

24. The simplified requirements described under section 4.8.2 below apply to:

(a) Small-scale project activities (PAs) and component project activities (CPAs) solely comprising distributed units, to estimate parameter values required by the methodologies. Distributed units, in the context of monitoring surveys, are units of size equal to or below one per cent of Small-Scale CDM threshold (e.g. 150 kW of installed capacity for type I PAs/CPAs);

(b) The parameters may include the fraction of operating/non-operating equipment and other parameters as required by the methodology;

(c) The guidelines are also applicable to cases where single sampling plan is adopted for the PoA as per the CDM sampling standard (i.e. a common survey is conducted for a group of CPAs).

25. The requirements in this document do not overrule any provisions in the approved methodologies (for example, methodology AMS-III.AR. version 4.0 allows, under certain conditions, project activities for distribution of LED lamps to claim emission reductions for a maximum of two years without a survey).

26. To apply these simplified requirements, PAs/CPAs shall not have more than 24 months gap between consecutive surveys, and shall implement their first survey within 24 months of the implementation of the first unit of the PA/CPA.

4.8.2. Simplified requirement on monitoring of distributed units

27. PA/CPAs may apply the result of the surveys for monitoring period up to 12 months after the date of the survey[4] if:

(a) The average lifespan of the units[5] is known and is four years or more. It shall also be confirmed by e.g. previous experience with similar technologies or manufacturer or the elements of the project design, in order to assure that the local conditions are unlikely to result in premature failure of the technology;

(b) At least 50 per cent of the distributed units were functional in the previous survey undertaken by PAs/CPAs (this condition is applicable only after the first monitoring survey is concluded).

[4] The survey date is the date on which the data collection starts.

[5] Determined according to the applicable industry standard and may be provided by the technology provider.

28. PAs/CPAs may, instead of conducting a survey, assume zero per cent as the fraction of failure during the first 12 months after the implementation of the first unit in the PAs/CPA if:

    (a) They satisfy the conditions in paragraph 27; and

    (b) They have maintenance/service infrastructure evidenced through, for example:

        (i) Presence of a dedicated service team or a contract with a service provider with track record; or

        (ii) Maintenance logbook of the service team's activities; or

        (iii) Comprehensiveness of the scope for the warranty/service guarantee, applicable for the period.

29. Optionally PAs/CPAs may, instead of conducting a survey, apply a conservative default failure fraction for the first 12 months after the implementation of the first unit in the PAs/CPA if they satisfy the conditions in paragraph 27 but not paragraph 28. The failure fraction shall be based on the lifetime[6] of the PAs/CPA's units and calculated as below:[7]

$$DFF = \frac{1}{2 \times LT}$$ Equation (1)

Where:

DFF	=	Conservative default failure fraction for the 12 months from PA/CPA's implementation starting date
LT	=	Average lifetime of the distributed unit (year)

30. PAs/CPAs which do not satisfy the conditions in paragraph 27:

    (a) Shall not use a default failure fraction and shall survey the operation/failure fraction prior to their first verification; and

    (b) Shall not apply the result of their surveys for the quantification of emission reductions of monitoring periods extending beyond the survey date.

31. The procedure outlined in this section is illustrated in figure 1. Furthermore, example timelines of various projects are provided in figure 2.

[6] Lifetime marks the point at which half the units are expected to fail. The default failure fraction assumes a linear failure rate between the starting date (with 0 per cent failure fraction) and the lifetime of the units (with 50 per cent failure fraction).

[7] Example: If the life time of a unit is 10 years, the default failure fraction is 0.05 (5 per cent) in the 12th months from the CPA's starting date.

Figure 1. Flow chart to determine sampling validity

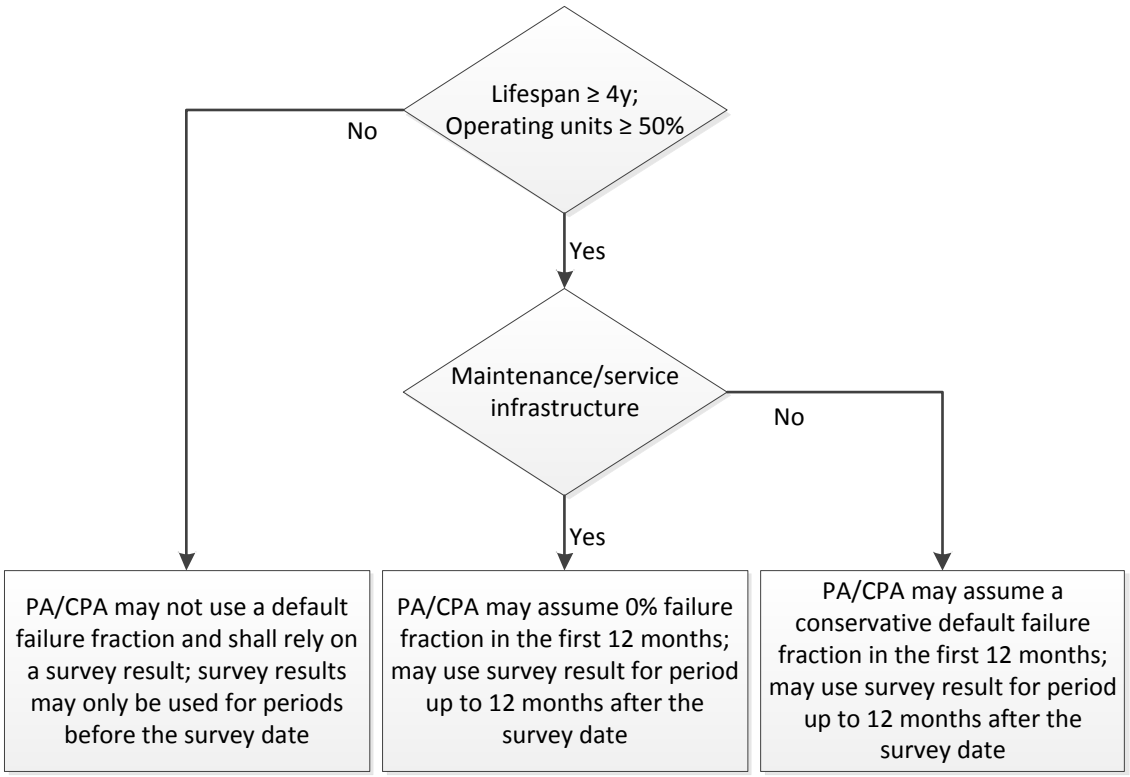

Figure 2. Example project timelines

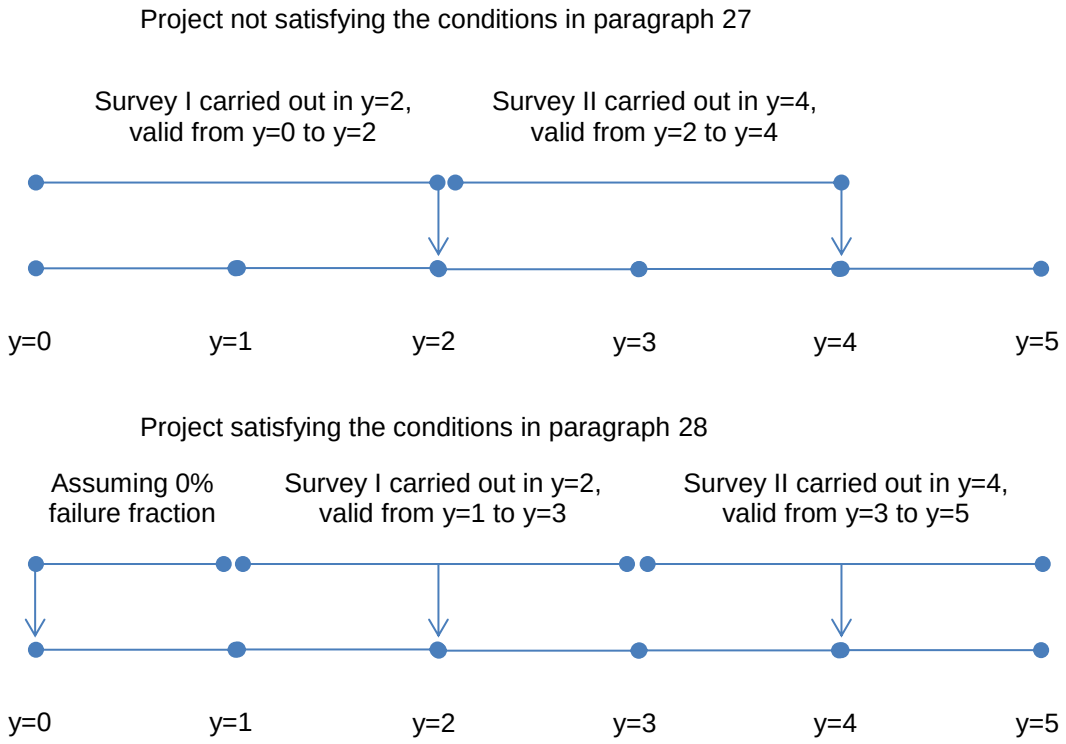

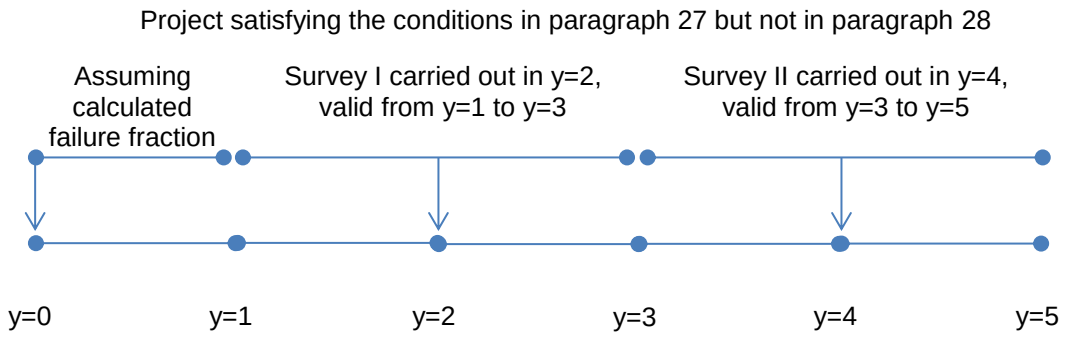

4.9. Project activity and programme of activities that displace energy supplied by external sources

32. Project activities and PoAs that displace energy supplied by external sources shall earn certified emission reductions (CERs) for the emission reductions associated with the reduced supply of energy by those external sources.

4.10. Biomass project

33. In the case of project activities and PoAs using biomass, emission reductions may only be accounted for the combustion of “renewable biomass”. Project participants and coordinating/managing entities shall refer to the “Definition of Renewable Biomass”.

34. For leakage in project activities and PoAs using biomass, project participants and coordinating/managing entities shall refer to the “General guidance on leakage in biomass project activities”.

35. If the project activity recovers and utilizes biogas for power/heat production and applies a Type I methodology on a stand-alone basis i.e. without using a Type III component of a SSC methodology, any incremental emissions occurring due to the implementation of the project activity (e.g. physical leakage of the anaerobic digester, emissions due to inefficient flaring), shall be taken into account either as project or leakage emissions.

36. Biomass agricultural residues (wood, wood product, straw) used in case of project activities and PoAs for energy purposes, shall not be stored longer than one year before they are used.

4.11. Procedure to determine baseline scenario for Type II and III Greenfield projects

37. Type II and III Greenfield projects (new facilities) may use a Type II and Type III small-scale methodology provided that they can demonstrate that the most plausible baseline scenario for this project activity or PoA is the baseline provided in the respective Type II

and Type III small-scale methodologies.[8] The demonstration shall include an assessment of the alternatives of the project activity or PoAs using the following steps:[9]

4.11.1. Step 1

38. Identify the various alternatives available to the project proponent that deliver comparable levels of service, including the proposed project activity or PoA undertaken without being registered as a CDM project activity or PoA.

4.11.2. Step 2

39. List the alternatives identified in Step 1 that are in compliance with local regulations. If any of the identified baselines is not in compliance with local regulations, then exclude that alternative from further consideration).

4.11.3. Step 3

40. Eliminate and rank the alternatives identified in Step 2 taking into account barrier tests specified in the "Guidelines on the demonstration of additionality of small-scale project activities".

4.11.4. Step 4

41. The project activity or PoA is eligible under the methodology if only one alternative remains that:

    (a) Is not the proposed project activity or PoA without being undertaken as registered CDM project activity or PoA; and

    (b) Corresponds to one of the baseline scenarios provided in the methodology.

42. If more than one alternative remains that correspond to a baseline scenario provided in the methodology, choose the alternative with the lowest emissions as the baseline.

4.12. Retrofit

43. For project activities and PoAs that seek to retrofit or modify existing units or equipment, the baseline may refer to the characteristics (i.e. emissions, efficiency) of the existing unit or equipment only to the extent that the project activity or PoA does not increase capacity or output or level of service unless detailed specifications are provided as part of the applied methodology. For any increase of capacity or output or level of service beyond this range due to the project activity or PoA, a different baseline shall apply.

[8] This paragraph is not applicable to methodologies that only cover existing facilities. Specific procedures for Greenfield project activities provided directly in the methodologies have precedence.

[9] These steps are also applicable for Type I methodologies where the respective methodlogy(ies) refers to the "General guidelines for SSC CDM methodologies" for determination of baseline scenario of greenfield project activity(ies).

4.13. Capacity addition

44. Type II and III project activities and PoAs involving capacity increase may use a Type II and Type III small-scale methodology[10] provided that they can demonstrate that the most plausible baseline scenario for the additional (incremental) capacity is the baseline provided in the respective Type II and III small-scale methodologies.[11] This demonstration shall include the assessment of alternatives to the project activity or PoA using the steps described in paragraphs 39 - 43 above.

4.14. Natural gas projects

45. For methodologies involving the use of natural gas the following definition of natural gas applies: "Natural gas is defined as a gas which consists primarily of methane and which is generated from: (i) natural gas fields (non-associated gas); and (ii) associated gas found in oil fields. It may be blended up to 1 per cent on a volume basis with gas from other sources, such as, inter alia, biogas generated in biodigesters, gas from coal mines, gas which is gasified from solid fossil fuels, etc.

4.15. Leakage due to transfer of equipment

46. For Type I methodologies, the requirement that the replaced energy-generating equipment should be scrapped and that this scrapping should be independently monitored is not needed since under most circumstances the replaced equipment would most likely replace less efficient equipment outside the project boundary.

4.16. Eligibility criteria for development of PoAs involving distributed units

47. Eligibility criteria and possible means for demonstrating compliance of CPA to PoAs implementing/distributing distributed units are provided below. In particular:

    (a) Common eligibility criteria that may be used by all distributed unit-type of PoAs are included in Table 1, and technology specific criteria for individual renewable energy system covered in AMS-I.L., high efficient cookstove covered in AMS-II.G. and household biogas digester covered in AMS-III.R. are included in Tables 2-4, respectively;

    (b) The CME may propose additional eligibility criteria and/or other means for demonstrating compliance if deemed necessary.

[10] This procedure is also applicable for Type I methodologies where the respective methodology(ies) refers to the "General guidelines for SSC CDM methodologies" for determination of baseline scenario of capacity addition/expansion project activity(ies).

[11] The requirements specified in the methodology have precedence.

Table 1. Common eligibility criteria for distributed unit-type of PoAs

No	Requirements in PoA standard[12]	Eligibility criteria	Evidence used by CPA for demonstrating compliance	Section/page number of CPA-DD where detailed information is provided, if applicable
1	Geographical boundary	All distributed units/systems in each CPA are located within the geographical boundaries of [**location**]	❑ GPS coordinates ❑ Map or address	
2	Start date	CPA start date shall not before start date of PoA [**specify start date of PoA**]	The start date of the CPA is [**specify the date**] , the date at which the real action started: ❑ It is the date at which the order for the first project unit/system in the CPA is placed ❑ It is the date at which the first project unit/system in the CPA is installed	
3	Life time	CPA crediting period shall be within the life time of PoA [**specify life time**]	CPA start date is [**specify the date**] , with ❑ Fixed crediting period [**specify the period**] ❑ Renewable crediting period [**specify the period**]	
4	ODA	For all CPAs, funding from Annex I Parties, if any, does not result in a diversion of official development assistance (ODA);	❑ ODA not involved ❑ ODA involved but not leading to diversion	
5	De-bundling	Debundling will not occur for any CPA	It is demonstrated through ❑ Installed capacity of each project unit is [**value**] , less than 1 per cent of SSC threshold (e.g.,150 kW for type I)	
6	Double accounting	The CPAs of PoA [**specify title or identification number**] shall not result in double counting of emission reductions	For CPA [**specify title or identification number**] , all the following are fulfilled: ❑ Contractual agreements between CME and CPA implementer on CER transferring. ❑ End user details (i.e. name, address) And, individual project system/unit is identifiable by ❑ Serial numbers of system/unit recorded in a database ❑ Stamp or logo used on the system in the database ❑ Its precise location recorded in the database ❑ Using mobile phone networks (e.g., pay-as-you-go)	
7	Local stakeholder consultations and environmental impact	The PoA or CPA shall undergo local stakeholder consultations and environmental impact assessment (EIA), where required	Local stakeholder consultation is undertaken at ❑ PoA level ❑ CPA level The EIA is required by the host country? ❑ Yes	

[12] Demonstration of additionality, development of eligibility criteria and application of multiple methodologies for programme of activities.

No	Requirements in PoA standard[12]	Eligibility criteria	Evidence used by CPA for demonstrating compliance	Section/page number of CPA-DD where detailed information is provided, if applicable
			❑ No If EIA is required by the host country, the EIA is undertaken at ❑ PoA level ❑ CPA level	
8	Target group and distribution mechanism	The CPA specifies the target group of the project unit/system and distribution mechanisms	❑ CPA specifies the distribution mechanism, e.g. direct installation ❑ CPA specifies the target group, i.e., households or SME; and if applicable at least [**number**] per cent of the end users in the CPA	
9	Sampling	Sampling design and calculation shall meet the requirement in the sampling standard[13]	❑ Parameter [**specify the parameter**] is determined through sampling at [**PoA or CPA**] level: ❑ [**specify sampling method, e.g. simple random sampling**] sampling is designed ❑ Sampling size is [**number**] , which gives a result of [specify the confidence/precision]	
10	SSC threshold	The SSC threshold shall be met. Equivalent to maximum [**number**] project unit/system units that can be covered under one CPA	❑ CPA [**specify title or reference number**] distributes [**number**] project units/systems	

Table 2. Eligibility criteria for individual renewable energy system covered in AMS-I.L

No	Requirements in PoA standard	Eligibility criteria	Evidence used by CPA for demonstrating compliance	Section/page number of CPA-DD where detailed information is provided, if applicable
11	Additionality	CPA shall be additional	Additionality is demonstrated in accordance with: ❑ Guidelines on the demonstration of additionality of small scale project activities either by demonstrating the barrier [**specify barrier**] or using the below provisions for automatic additionality: ❑ The technology is included in the positive list ❑ The technology is isolated units and the end users are households, or SME and its size is no larger than 5 per cent of the small-scale threshold (i.e, 750kW for type I) ❑ The technology is implemented in countries with rural	

[13] Sampling and surveys for CDM project activities and programme of activities.

No	Requirements in PoA standard	Eligibility criteria	Evidence used by CPA for demonstrating compliance	Section/page number of CPA-DD where detailed information is provided, if applicable
			electrification rate less than 20 per cent ❑ Guidelines on the demonstration of additionality of microscale project activities	
12	Technology	CPA will distribute new renewable energy generating systems for electrification of a community(ies), and specifications of the systems are provided. The renewable energy generating systems in the CPA comply with international or comparable national/regional/local standards/guidelines	❑ [**Specify renewable technology used and key features of the design of the systems**] is intended for permanent installation only ❑ All renewable energy generating systems in CPA comply with [specify applicable standard]	

Table 3. Eligibility criteria for high efficient cookstove covered in AMS-II.G

No	Requirements in PoA standard	Eligibility criteria	Evidence used by CPA for demonstrating compliance	Section/page number of CPA-DD where detailed information is provided, if applicable
11	Additionality	CPA shall be additional	❑ End users are households, or communities or SMEs ❑ Total annual energy savings per cook stove is [**number**] no larger than 5 per cent of the small-scale threshold (i.e, 9 GWh_{th} per year)	
12	Technology	CPA will distribute energy efficiency (>20 per cent) biomass cook stoves and specifications of the efficient cook stoves are provided	❑ Biomass cook stove [**specify model/type**] , with an efficiency of [**fraction**] through [**specify testing method**] ❑ Baseline cook stove [**specify model/type**] , with a efficiency of [**fraction**] ❑ Specification of efficient cook stoves [**specify key specifications**] ❑ To ensure its quality, cook stove in CPA comply with [**specify applicable standard**]	

No	Requirements in PoA standard	Eligibility criteria	Evidence used by CPA for demonstrating compliance	Section/page number of CPA-DD where detailed information is provided, if applicable
13	Use of NRB	The CPA demonstrates that non-renewable biomass has been used since 31 December 1989, using survey methods or referring to published literature, official reports or statistics	The use of NRB is demonstrated by: ❑ Survey report ❑ Published literature ❑ Official reports and/or statistics ❑ Other means [**…**] It is demonstrated at: ❑ CPA level ❑ PoA level	

Table 4. Eligibility criteria for household biogas digester covers in AMS-III.R

No	Requirements in PoA standard	Eligibility criteria	Evidence used by CPA for demonstrating compliance	Section/page number of CPA-DD where detailed information is provided, if applicable
11	Additionality	CPA shall be additional	❑ End users are households, or small farms ❑ Annual emission reductions per system are estimated to be value [**value**] , no larger than 5 per cent of the small-scale threshold (i.e. 3 kt CO_2 per year)	
12	Technology	CPA will install biogas digester at individual households or small farms	❑ Biogas digester [**specify type**] , with a volume of [**cubic meter**] ❑ Annual emission reductions per system are estimated to be [**specify value**] , less than 5 t CO_2 per year	

- - - - -

Document information*

Version	*Date*	*Description*
21.0	28 November 2014	EB 81, Annex 35 Revision to: (i) reduce project costs related to sample based survey; (ii) improve or consolidate existing regulations or to develop a new system; (iii) harmonize the process.
20.0	8 November 2013	EB 76, Annex 11 Revision to include the requirements regarding the use of consistent approaches and data sources while estimating baseline and project emissions.
19.0	13 September 2012	EB 69, Annex 27 Revision to include past clarifications by the SSC WG, for example the combination of methodologies eligible for a PoA, leakage due to transfer of equipment and requirements of biogas project.
18.0	2 March 2012	EB 66, Annex 23 Revision to remove requirements that have been incorporated into the CDM Project Standard as referenced in Appendix 1, *Implementation plan for the CDM Project Standard, Validation and Verification Standard and Project Cycle Procedure* (EB 65 report, annex 6, appendix 1).
17.0	3 June 2011	EB 61, Annex 21 To add additional combinations of methodologies for application to PoAs.
16.0	18 February 2011	EB 59, Annex 9 To clarify the rated/installed capacity of renewable electricity generating unit involving turbine-generator systems and applicable test procedures cited in SSC CDM methodologies.

* This document, together with the 'General Guidance' and all other approved SSC methodologies, was part of a single document entitled: Appendix B of the Simplified Modalities and Procedures for Small-Scale CDM project activities until version 07.

Version	*Date*	*Description*
15.0	26 November 2010	EB 58, Annex 23 (i) Editorial revision to include combination of any of the Type III methodologies where activities lead to generation of methane, with any of the Type I methodologies for utilising the methane generated for generation of renewable energy can be applied in PoAs; (ii) Revision to include any combination of SSC methodologies that has been applied in a registered project may also be applied in the context of PoAs.
14.1	03 August 2010	Modifying the title from “Guidelines to SSC CDM methodologies” back to its original title “General Guidelines to SSC CDM methodologies”.
14.0	30 July 2010	EB 55, Annex 35 To update the document to reflect the latest decisions of the Board including: Eligibility of SSC CDM project activities; Simplified modalities for demonstrating additionality for very small CDM project activities; Non-binding best practice examples to demonstrate additionality for SSC project activities; Guidelines for objective demonstration and assessment of barriers; Guidelines on assessment of de-bundling for SSC project activities; Application of multiple methodologies for a PoA; Definition of Renewable Biomass; Effect of the revision of an approved SSC methodology or tool (corrected); Definition of Natural Gas; Reference to CDM Glossary of Terms.
13.0	28 May 2010	EB 54, Annex 14 Revised guidelines for Type II and Type III Greenfield and capacity addition projects; Guidelines on lifetime of equipment revised to refer to Tool to determine the remaining lifetime of equipment.
12.1	16 October 2009	EB 50, para. 51 The Board agreed to approve the general guidelines for sampling and surveys for SSC project activities. The Board requested the secretariat to update the relevant sections of general guidance to SSC methodologies to reflect the approval of this guideline. As a consequence the following sentence on page 3 was deleted: “12. (e) the sample should be representative of the population and should have a minimum level of confidence of one times the standard deviation (one sigma), unless detailed specifications are provided as part of the indicated methodology.”

Version	*Date*	*Description*
12.0	02 August 2008	EB 41, Annex 20 Additional guidance on baseline for Type II Greenfield projects (new facilities), retrofit of existing equipment and capacity increase, consideration of lifetime of existing equipment, consideration of national policies in the baseline added.
11.0	19 October 2007	EB 35, Annex 35 Additional guidance to expand the applicability of all approved Type III methodologies to include Greenfield projects (new facilities).
10.0	29 September 2006	EB 26, Annex 27 General guidance on conversion factor for solar collectors to calculate output capacity from the area.
09.0	21 July 2006	EB 25, Annex 32 Revised general guidance on output capacity of renewable based energy generating equipment.
08.0	24 February 2006	EB 23, Annex 33 General guidance on monitoring from the simplified modalities and procedures for small-scale CDM project activities.

Decision Class: Regulatory
Document Type: Guideline
Business Function: Methodology
Keywords: CME, PP, programme of activities, simplified methodologies, SSC project activities

History of the document: Appendix B of the Simplified Modalities and Procedures for Small-Scale CDM project activities

Appendix B of the Simplified Modalities and Procedures for Small-Scale CDM project activities contained both the General Guidance and Approved Methodologies until version 07. After version 07 the document was divided into separate documents: 'General Guidance' and separate approved small-scale methodologies (AMS).

Version	*Date*	*Description*
07.0	25 November 2005	EB 22, Para. 59 References to "non-renewable biomass" in Appendix B deleted.
06.0	20 September 2005	EB 21, Annex 22 Guidance on consideration of non-renewable biomass in Type I methodologies, thermal equivalence of Type II GWhe limits included.
05.0	25 February 2005	EB 18, Annex 6 Guidance on 'capacity addition' and 'cofiring' in Type I methodologies and monitoring of methane in AMS-III.D included.
04.0	22 October 2004	EB 16, Annex 2 AMS-II.F was adopted, leakage due to equipment transfer was included in all Type I and Type II methodologies.
03.0	30 June 2004	EB 14, Annex New methodology AMS III.E was adopted.
02.0	28 November 2003	EB 12, Annex 2 Definition of build margin included in AMS-I.D, minor revisions to AMS-I.A, AMS-III.D, AMS-II.E.
01.0	21 January 2003	EB 7, Annex 6 Initial adoption. The Board at its seventh meeting noted the adoption by the Conference of the Parties (COP), by its decision 21/CP.8, of simplified modalities and procedures for small-scale CDM project activities (SSC M&P).

Decision Class: Regulatory
Document Type: Guideline
Business Function: Methodology